

REST API Services Deployment in Weblogic  
Oracle FLEXCUBE Universal Banking  
Release 14.5.2.0.0  
Part No. F45976-01  
[August] [2021]



---

# Table of Contents

- 1. FLEXCUBE UNIVERSAL BANKING SOLUTIONS ..... 1-1
  - 1.1 REST API SERVICES FULL DEPLOYMENT ..... 1-1
  - 1.2 ENABLING LOGS FOR REST APPLICATION ..... 1-6

# 1. FLEXCUBE Universal Banking Solutions

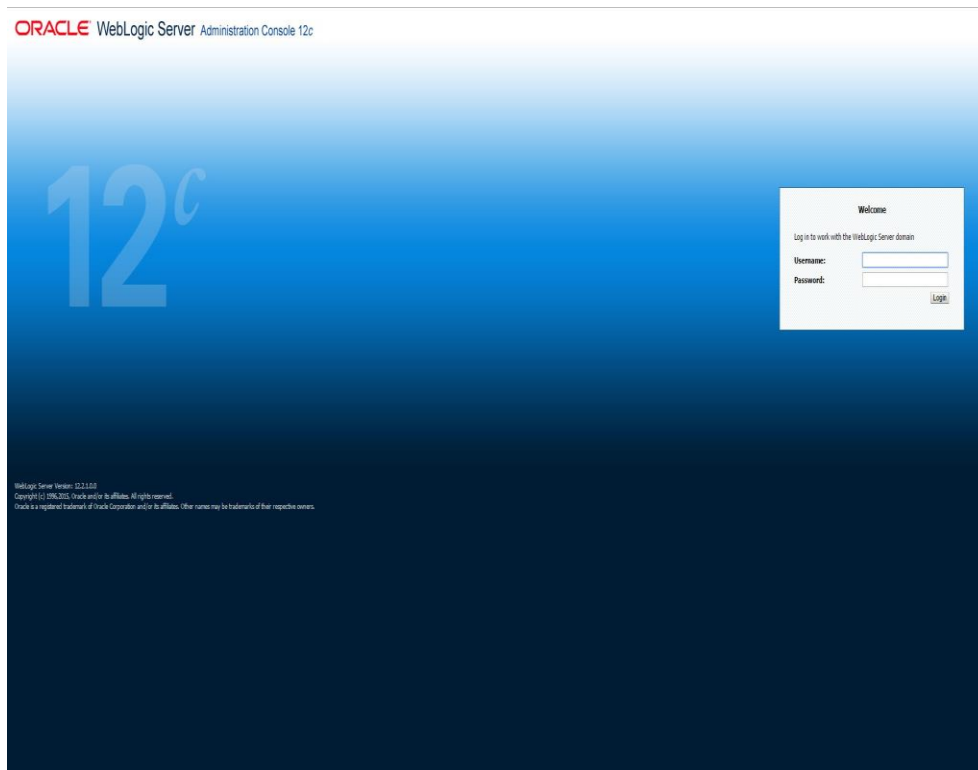
This document describes step to install REST Services into weblogic application server in full.

## Prerequisite:

Before deploying the EAR, please create an XA Datasource **jdbc/fcliteAPIDS** that will be referring to the API DB. More details of creating the data source can be found in the Resource Creation document.

## 1.1 REST API Services Full Deployment

1. Launch weblogic console, the following screen is displayed.



**username:** Enter weblogic user name

**password:** Enter password for weblogic

2. Click on 'Login' and the following screen is displayed:

Oracle WebLogic Server Administration Console 12c

Home | Log Out | Preferences | Record | Help

Welcome, weblogic | Connected to: base\_domain

**Change Center**  
View changes and restarts  
Configuration editing is enabled. Future changes will automatically be activated as you modify, add or delete items in this domain.

**Domain Structure**  
base\_domain  
- Domain Partitions  
- Environment  
- Deployments  
- Services  
- Security Realms  
- Interspersability  
- Diagnostics

**How do I...**  
- Search the configuration  
- Use the Change Center  
- Record WLST scripts  
- Change Console preferences  
- Manage Console extensions  
- Monitor servers

**System Status**  
Health of Running Servers  
Failed (0)  
Critical (0)  
Overloaded (0)  
Warning (0)  
OK (1)

**Home Page**  
Information and Resources  
Helpful Tools  
- Configure applications  
- Configure GridLink for RAC Data Source  
- Configure a Dynamic Cluster  
- Recent Task Status  
- Set your console preferences  
Domain Configurations  
Domain  
Domain Partitions  
- Domain Partitions  
- Partition Work Managers  
Environment  
- Servers  
- Clusters  
- Server Templates  
- Migratable Targets  
- Coherence Clusters  
- Machines  
- Virtual Hosts  
- Virtual Targets  
- Work Managers  
- Concurrent Templates  
- Resource Management  
- Startup And Shutdown Classes  
Application's Security Settings  
- Security Realms  
General Information  
- Common Administration Task Descriptions  
- Read the documentation  
- Ask a question on My Oracle Support  
Resource Group Templates  
- Resource Group Templates  
Resource Groups  
- Resource Groups  
Deployed Resources  
- Deployments  
Services  
- Messaging  
- JMS Servers  
- Store-and-Forward Agents  
- JMS Modules  
- Path Services  
- Bridges  
- Data Sources  
- Persistent Stores  
- XML Registries  
- XML Entity Caches  
- Foreign JNDI Providers  
- Work Contexts  
- JCOH  
- Mail Sessions  
- JTA  
- OSGI Frameworks  
Interspersability  
- WTC Servers  
- Jolt Connection Pools  
Diagnostics  
- Log Files  
- Diagnostic Modules  
- Built-in Diagnostic Modules  
- Diagnostic Images  
- Request Performance  
- Archives  
- Context  
- SNMP  
- Interceptors  
Charts and Graphs  
- Monitoring Dashboard

WebLogic Server Version: 12.2.1.0.0  
Copyright (c) 1996-2015, Oracle and/or its affiliates. All rights reserved.  
Oracle is a registered trademark of Oracle Corporation and/or its affiliates. Other names may be trademarks of their respective owners.

3. Following screen will be displayed once Deployments is selected from 'Domain Structure'.

Oracle WebLogic Server Administration Console 12c

Home | Log Out | Preferences | Record | Help

Welcome, weblogic | Connected to: base\_domain

**Change Center**  
View changes and restarts  
Configuration editing is enabled. Future changes will automatically be activated as you modify, add or delete items in this domain.

**Domain Structure**  
base\_domain  
- Domain Partitions  
- Environment  
- Deployments  
- Services  
- Messaging  
- Data Sources  
- Persistent Stores  
- Foreign JNDI Providers  
- Work Contexts  
- XML Registries  
- XML Entity Caches  
- JCOH  
- Mail Sessions

**How do I...**  
- Install an enterprise application  
- Configure an enterprise application  
- Update (redeploy) an enterprise application  
- Monitor the modules of an enterprise application  
- Deploy ESB module  
- Install a Web application

**System Status**  
Health of Running Servers  
Failed (0)  
Critical (0)  
Overloaded (0)  
Warning (0)  
OK (1)

**Summary of Deployments**  
Configuration | Control | Monitoring  
This page displays the list of Java EE applications and standalone application modules installed to this domain.  
You can update (redeploy) or delete installed applications and modules from the domain by selecting the checkbox next to the application name and then using the controls on this page.  
To install a new application or module for deployment to targets in this domain, click **Install**.  
Customize this table

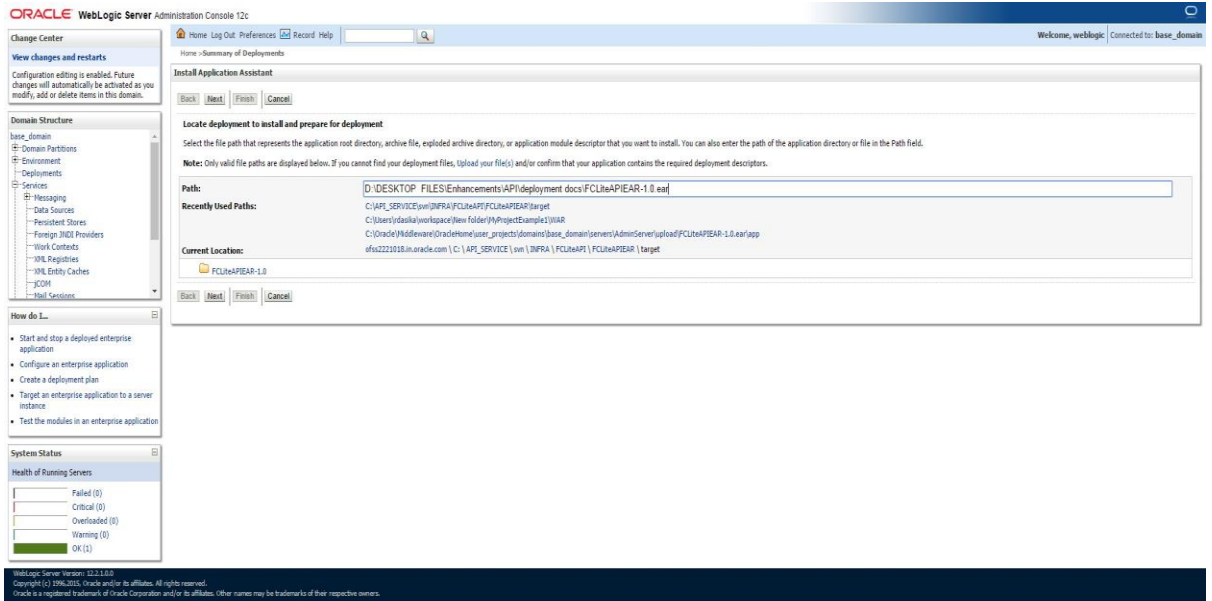
Name	State	Health	Type	Targets	Scope	Domain Partitions	Deployment Order
<input type="checkbox"/> ProjectV1	Active	OK	Web Application	AdminServer	Global		100

Showing 1 to 1 of 1 Previous | Next

WebLogic Server Version: 12.2.1.0.0  
Copyright (c) 1996-2015, Oracle and/or its affiliates. All rights reserved.  
Oracle is a registered trademark of Oracle Corporation and/or its affiliates. Other names may be trademarks of their respective owners.

https://2222018.oracle.com:7001/console/console.portal?\_afp=true&\_pageLabel=AppDeploymentsControlPage&App...

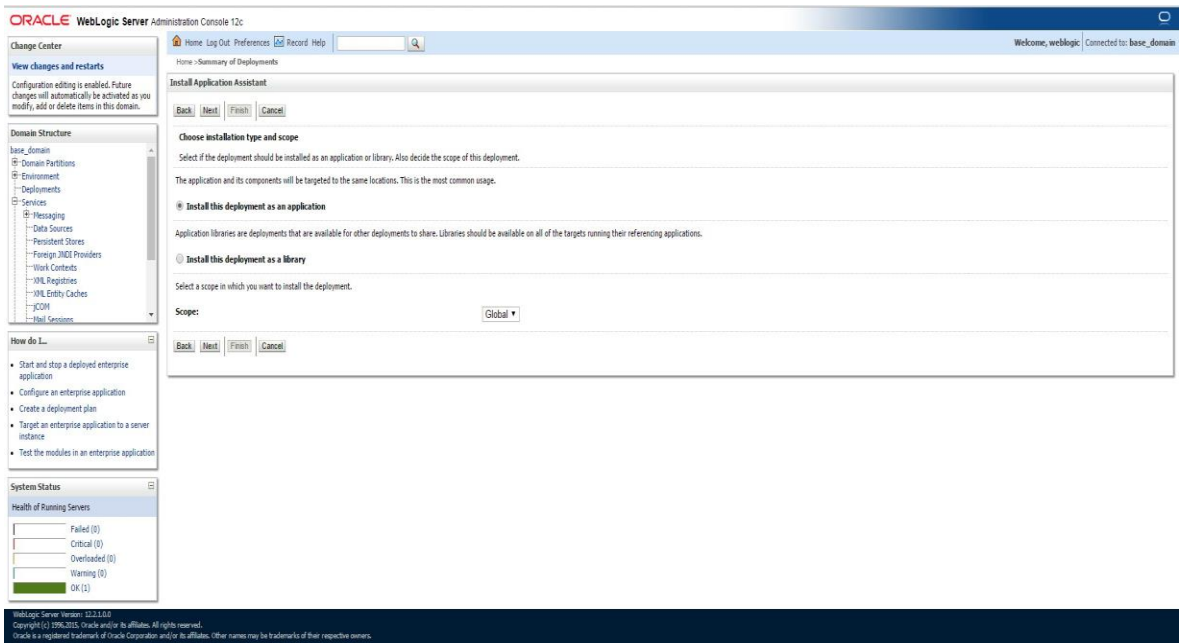
4. Click 'Install' from the Deployments following screen will be displayed.



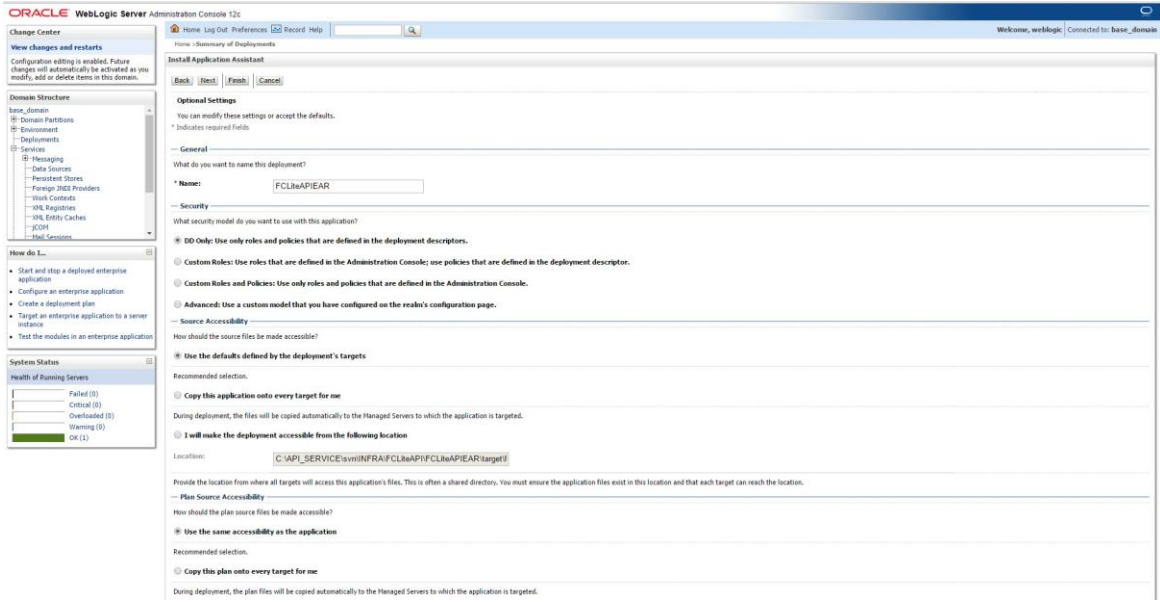
## Path

Enter the complete path of the EAR

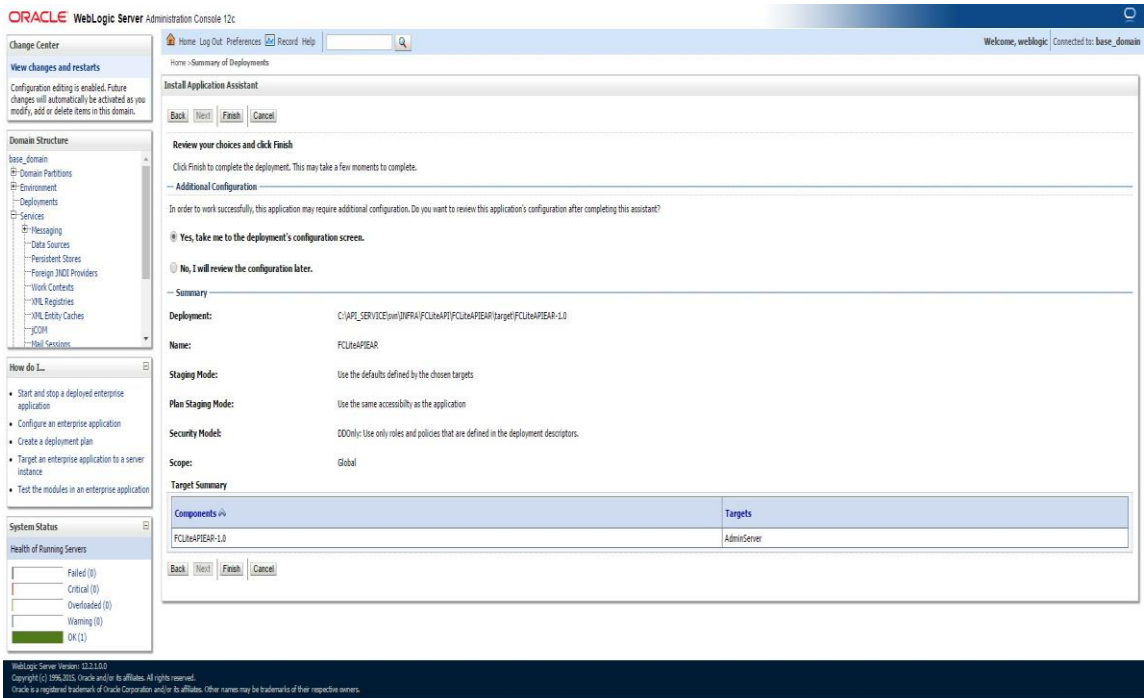
5. Click on 'Next' and the following screen is displayed:



6. Click on 'Next' and the following screen is displayed:



7. Click on 'Next' and the following screen is displayed:



8. Click on 'Finish' and the following screen is displayed:

**ORACLE WebLogic Server Administration Console 12c**

Home Log Out Preferences Record Help

Welcome, weblogic Connected to: base\_domain

Home > Summary of Deployments > FCLInAPEAR

Settings for FCLInAPEAR

Overview Deployment Plan Configuration Security Targets Control Testing Monitoring Notes

Save

Use this page to view the general configuration of an enterprise application, such as its name, the physical path to the application files, the associated deployment plan, and so on. The table at the end of the page lists the modules (such as Web applications and EJBs) that are contained in the enterprise application. Click on the name of the module to view and update its configuration.

<b>Name:</b>	FCLInAPEAR	The name of this enterprise application. <a href="#">More Info...</a>
<b>Scope:</b>	Global	Specifies if this enterprise application is accessible within the domain, a partition, or a resource group template. <a href="#">More Info...</a>
<b>Path:</b>	C:\APL_SERVICE\owl\INFRA\FCLInAPEAR\FCLInAPEAR-1.0	The path to the source of the deployable unit on the Administration Server. <a href="#">More Info...</a>
<b>Deployment Plan:</b>	(no plan specified)	The path to the deployment plan document on the Administration Server. <a href="#">More Info...</a>
<b>Staging Mode:</b>	(not specified)	Specifies whether a deployment's files are copied from a source on the Administration Server to the Managed Server's staging area during application preparation. <a href="#">More Info...</a>
<b>Plan Staging Mode:</b>	(not specified)	Specifies whether an application's deployment plan is copied from a source on the Administration Server to the Managed Server's staging area during application preparation. <a href="#">More Info...</a>
<b>Security Model:</b>	DDOnly	The security model that is used to secure a deployed module. <a href="#">More Info...</a>
<b>Deployment Order:</b>	100	An integer value that indicates when this unit is deployed, relative to other deployable units on a server, during startup. <a href="#">More Info...</a>
<b>Deployment Principal Name:</b>		A string value that indicates the principal that should be used when deploying the file or archive during startup and shutdown. This principal will be used to set the current subject when calling out into application code for interfaces such as Applications/DeployerContainer. If no principal name is specified, then the anonymous principal will be used. <a href="#">More Info...</a>

Save

**Modules and Components**

Showing 1 to 1 of 1 Previous Next

Name	Type
FCLInAPEAR	Enterprise Application
EJBs	
Modules	
FCLInWeb	Web Application
FCLInServices-1.0.jar	EJB Module
Web Services	
None to display	

Showing 1 to 1 of 1 Previous Next

9. Click on 'Save' and the following screen is displayed on top it says "All changes have been activated. No restarts are necessary. Settings updated successfully."

**ORACLE WebLogic Server Administration Console 12c**

Home Log Out Preferences Record Help

Welcome, weblogic Connected to: base\_domain

Home > Summary of Deployments > FCLInAPEAR > Summary of Deployments > FCLInAPEAR

Messages

All changes have been activated. No restarts are necessary.  
Settings updated successfully.

Settings for FCLInAPEAR

Overview Deployment Plan Configuration Security Targets Control Testing Monitoring Notes

Save

Use this page to view the general configuration of an enterprise application, such as its name, the physical path to the application files, the associated deployment plan, and so on. The table at the end of the page lists the modules (such as Web applications and EJBs) that are contained in the enterprise application. Click on the name of the module to view and update its configuration.

<b>Name:</b>	FCLInAPEAR	The name of this enterprise application. <a href="#">More Info...</a>
<b>Scope:</b>	Global	Specifies if this enterprise application is accessible within the domain, a partition, or a resource group template. <a href="#">More Info...</a>
<b>Path:</b>	C:\APL_SERVICE\owl\INFRA\FCLInAPEAR\FCLInAPEAR-1.0	The path to the source of the deployable unit on the Administration Server. <a href="#">More Info...</a>
<b>Deployment Plan:</b>	(no plan specified)	The path to the deployment plan document on the Administration Server. <a href="#">More Info...</a>
<b>Staging Mode:</b>	(not specified)	Specifies whether a deployment's files are copied from a source on the Administration Server to the Managed Server's staging area during application preparation. <a href="#">More Info...</a>
<b>Plan Staging Mode:</b>	(not specified)	Specifies whether an application's deployment plan is copied from a source on the Administration Server to the Managed Server's staging area during application preparation. <a href="#">More Info...</a>
<b>Security Model:</b>	DDOnly	The security model that is used to secure a deployed module. <a href="#">More Info...</a>
<b>Deployment Order:</b>	100	An integer value that indicates when this unit is deployed, relative to other deployable units on a server, during startup. <a href="#">More Info...</a>
<b>Deployment Principal Name:</b>		A string value that indicates the principal that should be used when deploying the file or archive during startup and shutdown. This principal will be used to set the current subject when calling out into application code for interfaces such as Applications/DeployerContainer. If no principal name is specified, then the anonymous principal will be used. <a href="#">More Info...</a>

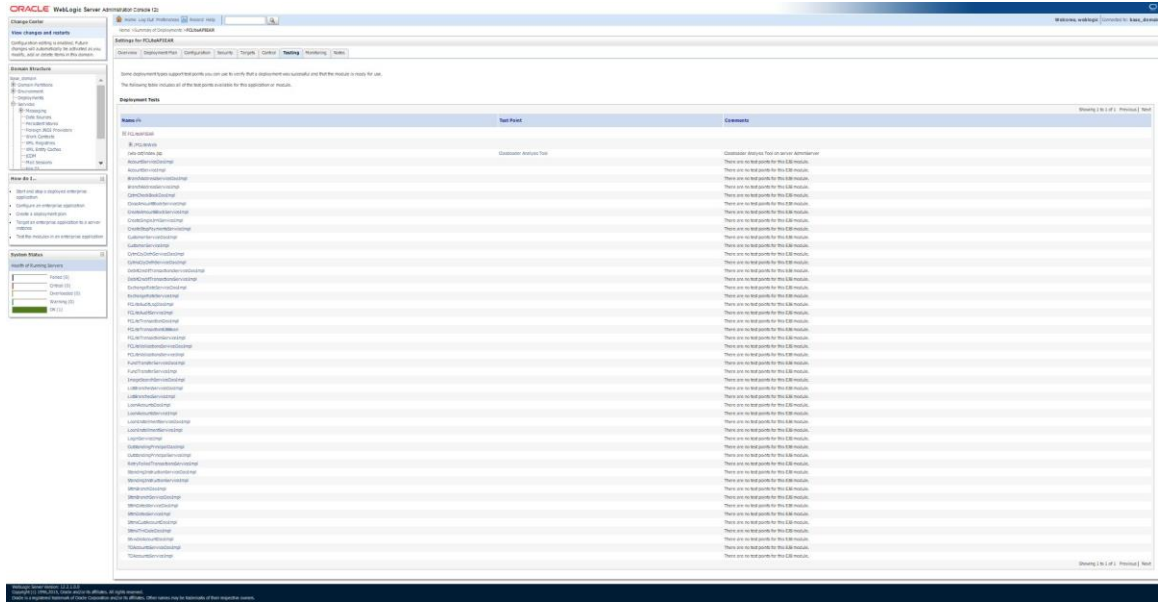
Save

**Modules and Components**

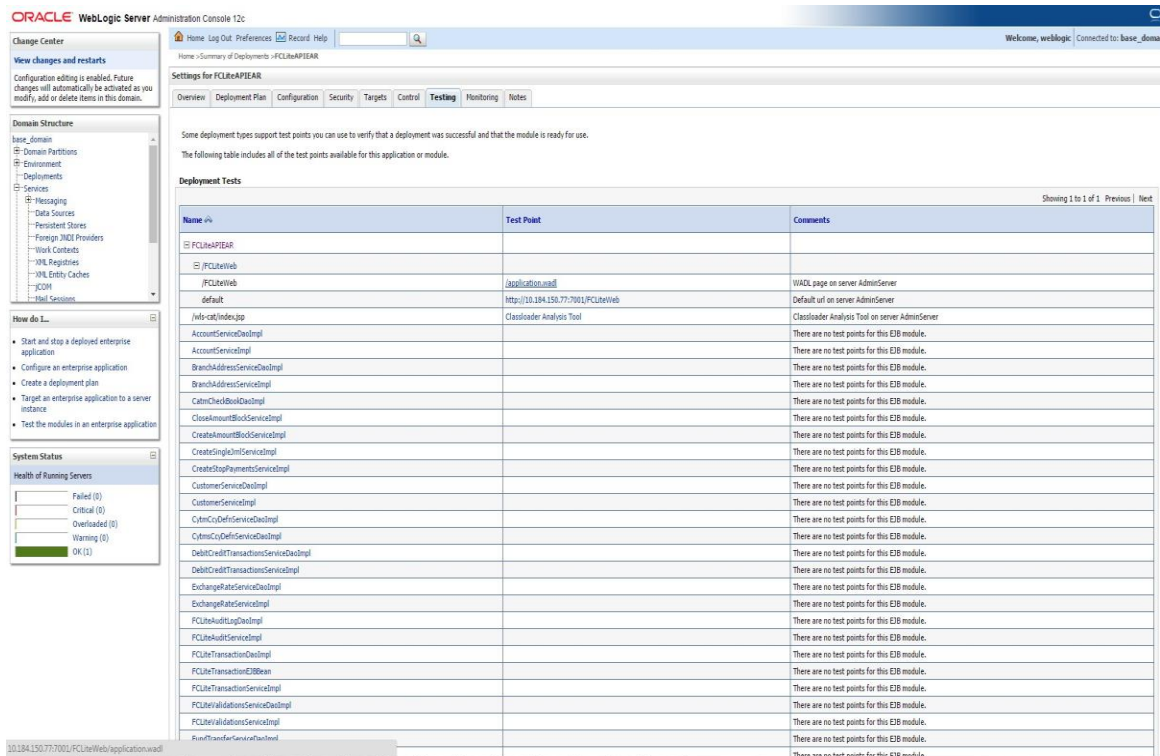
Showing 1 to 1 of 1 Previous Next

Name	Type
FCLInAPEAR	Enterprise Application
EJBs	
AccountServiceDevelImpl	EJB
AccountServiceImpl	EJB
BranchAddressServiceDevelImpl	EJB
BranchAddressServiceImpl	EJB
CamCheckBookDevelImpl	EJB

10. If wsdl file is required then click on Testing TAB from the above screen.



11. Click on Expand /FCLiteWeb and the following screen will be displayed



We can find the “wsdl” file in the Test Point column.

## 1.2 Enabling logs for REST Application

To enable logging following properties needs to be set in the logging.xml as mentioned below. Once the parameters are set all the logs are stored in the file ofss-rest-api.log.

- Provide the below entry in the file `{domain.home}\config\fmwconfig\servers\{server.name}\logging.xml`



```
<log_handler name='ofss-handler' class='oracle.core.ojdl.logging.ODLHandlerFactory'  
level='TRACE:1'>  
  
    <property name='path'  
value='${ domain.home }/servers/${ weblogic.Name }/logs/ofss-rest-api.log' />  
  
    <property name='maxFileSize' value='10485760' />  
  
    <property name='maxLogSize' value='104857600' />  
  
    <property name='encoding' value='UTF-8' />  
  
    <property name='useThreadName' value='true' />  
  
    <property name='supplementalAttributes'  
value='DSID,J2EE_APP.name,J2EE_MODULE.name,WEBSERVICE.name,WEBSERVICE_PORT.  
name,oracle.soa.tracking.FlowId,oracle.soa.tracking.InstanceId,oracle.soa.tracking.SCAEntityId,oracle  
.soa.tracking.FaultId,oracle.soa.tracking.RetryCount,composite_name' />  
  
</log_handler>  
  
<logger name='com.ofss' level='TRACE:1' useParentHandlers='false'>  
  
    <handler name='ofss-handler' />  
  
</logger>
```



REST API Services Deployment in Weblogic  
[August] [2021]  
Version 14.5.2.0.0

Oracle Financial Services Software Limited  
Oracle Park  
Off Western Express Highway  
Goregaon (East)  
Mumbai, Maharashtra 400 063  
India

Worldwide Inquiries:  
Phone: +91 22 6718 3000  
Fax: +91 22 6718 3001  
<https://www.oracle.com/industries/financial-services/index.html>

Copyright © [2007], [2021], Oracle and/or its affiliates. All rights reserved.

Oracle and Java are registered trademarks of Oracle and/or its affiliates. Other names may be trademarks of their respective owners.

**U.S. GOVERNMENT END USERS:** Oracle programs, including any operating system, integrated software, any programs installed on the hardware, and/or documentation, delivered to U.S. Government end users are "commercial computer software" pursuant to the applicable Federal Acquisition Regulation and agency-specific supplemental regulations. As such, use, duplication, disclosure, modification, and adaptation of the programs, including any operating system, integrated software, any programs installed on the hardware, and/or documentation, shall be subject to license terms and license restrictions applicable to the programs. No other rights are granted to the U.S. Government.

This software or hardware is developed for general use in a variety of information management applications. It is not developed or intended for use in any inherently dangerous applications, including applications that may create a risk of personal injury. If you use this software or hardware in dangerous applications, then you shall be responsible to take all appropriate failsafe, backup, redundancy, and other measures to ensure its safe use. Oracle Corporation and its affiliates disclaim any liability for any damages caused by use of this software or hardware in dangerous applications.

This software and related documentation are provided under a license agreement containing restrictions on use and disclosure and are protected by intellectual property laws. Except as expressly permitted in your license agreement or allowed by law, you may not use, copy, reproduce, translate, broadcast, modify, license, transmit, distribute, exhibit, perform, publish or display any part, in any form, or by any means. Reverse engineering, disassembly, or decompilation of this software, unless required by law for interoperability, is prohibited.

The information contained herein is subject to change without notice and is not warranted to be error-free. If you find any errors, please report them to us in writing.

This software or hardware and documentation may provide access to or information on content, products and services from third parties. Oracle Corporation and its affiliates are not responsible for and expressly disclaim all warranties of any kind with respect to third-party content, products, and services. Oracle Corporation and its affiliates will not be responsible for any loss, costs, or damages incurred due to your access to or use of third-party content, products, or services.